

Lamp Current (A): 6.2A
 Ignitor Voltage: 4-5KV
 Luminaire Rating: Enclosed
 Burning Position: Base Up ±90°

HIT 600W/U/LU/4K

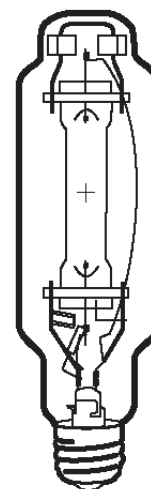
Product Number: 54631

Lamp Type: White-Lux Plus

Control Gear: HPS Ballast + Ignitor

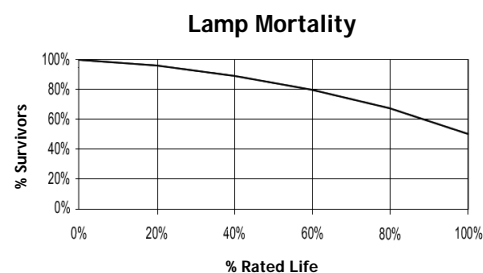
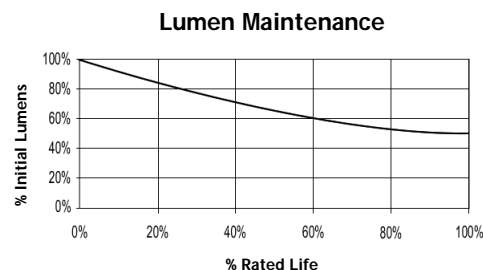
Performance Data

Light Output (Lumens @ 100 hours)	55000
Lamp Lumens Per Watt	92
Rated Life (Hrs. @ 10 Hr. /Start)	12000V / 9000H
Correlated Colour Temperature (K)	4000
Chromaticity (CIE - X Y)	385, 390
Colour Rendering Index (CRI) or (Ra)	65
Typical Warm Up Time (Minutes)	3-5
Typical Hot Restart Time (Minutes)	5-10
Burning Position	Base Up ±90°



Physical Data / Requirements

Base Designation	E40
Bulb Designation	T76
Bulb Diameter (mm)	76
Max. Overall Length (mm)	283
Light Centre Length (mm)	175
Effective Arc Length (mm)	52
Max. Base Temperature (°C)	250
Max. Bulb Temperature (°C)	525
Luminaire Type	Enclosed
Socket Pulse Rating (KV)	4-5



Lamp Electrical Data / Requirements

IEC Standard	-
Lamp Wattage (W)	600
Lamp Operating Voltage (V)	110
Lamp Operating Current (Amps)	6.2
Min. Open Circuit Voltage (RMS)	230
Min. - Max. Starting Pulse (Peak V)	4000 -5000
Min. Pulse Width at 2700V (microseconds)	2
Min. Pulse Rate Per ½ cycle	1
Pulse Position (Electrical Degrees)	60-90, 240, -, 270

Revision: 28/02/2006

Notes:

The specification contains data about typical performance on 50Hz sine wave ballast at nominal power. Actual values may depend on ballast and applications. Complies with (CE), Low Voltage (CE), WEEE and RoHS Directives.